



Practice dashboard

Data Last Refreshed	26/10/2018
---------------------	------------

	1 month	0-3 months	0-6 months
# Patients added to EOLC Register in last	5	24	58
Total # deaths in last	18	50	103
# deaths on EOLC in last	5	20	47
% deaths on EOLC with PPOD recorded in last	60%	75%	60%
% deaths on EOLC with POD recorded in last	40%	45%	55%
% deaths on EOLC with PPOD and POD recorded who died in PPOD in last	100%	33%	38%

	Red	Amber	Green
# Patients by GSF RAG	0	2	22

	Number	Percentage
DNACPR status recorded	132	76%
GSF status recorded	24	14%

% Practice population on EOLC Register	1.22%
# Patient on EOLC Register	173
Practice population	14221

[End Of Life Care Dashboard](#)

[Clinical View Deceased Patients](#)

End of Life Care -

Administration

Patient Name (click for details)	NHS No.	Date Effective EOLC	Days on EOLC	GSF Status	Cancer/Non Cancer	Main life limiting illness	Problem Identified / Action	Anticipating problem	Housing Details	Pt Aware of Prognosis?	Has DNACPR?	Just in case meds issued?	PPOD	Care away prog
					Non-cancer				Nursing Home	N	Y	Y	Note appropriate	
					Non-cancer				Nursing Home	-	Y	Y	Care Home	
					Non-cancer				-	-	-	-	-	
					Cancer				Family	Y	Y	-	Note appropriate	
					Non-cancer				Nursing Home	-	Y	Y	Care Home	
					Non-cancer				Nursing Home	N	Y	Y	-	
					Non-cancer				Nursing Home	-	Y	Y	Care Home	
					-				Nursing Home	-	Y	-	-	
					Non-cancer				Nursing Home	-	Y	-	Care Home	
					Non-cancer				Nursing Home	-	Y	Y	Care Home	
					-				Nursing Home	-	Y	-	-	
					-				Nursing Home	-	Y	-	Care Home	
					Non-cancer				Nursing Home	N	Y	Y	Care Home	
					Non-cancer				Nursing Home	-	Y	Y	Care Home	
					Non-cancer				Nursing Home	-	Y	-	Care Home	
					Non-cancer				Residential Home	N	-	-	Care Home	
					Cancer				Help available	Y	Y	-	Home	
					-				Nursing Home	-	Y	Y	-	
					Non-cancer				Nursing	N	Y	Y	Care Home	

Parameters

GSF RAG
No RAG rating, GSF Green, GSF Amt

Care Home Resident
Residential Home, Nursing Home, No

Age Band
18, 18-64, 65+, No Age

Apply

End of Life Care - Administration

Patient Name (click for details)	NHS Number	Date Effective EOLC	Days on EOLC	GPF Status	Cancer/Non-Cancer	Main life limiting illness	Problem identified / Action	Anticipating problem	Housing Details	Pt Aware of prognosis?	Has DNR/PPR?	Just in case needs assessed?	ppOD	Carer aware of prognosis?	GP Recorded?	DS 1500 Status	Current IP	Unscheduled Care			IP Admission		
																		< 1 wk	1 - 4 wks	5 - 13 wks	<3m	3-6m	7-12m
					Non-cancer				Nursing Home	N	Y	Y	Note appropriate	-	Y	-	-	1	1	1	-	-	-
					Non-cancer				Resident Home	-	Y	Y	Care Home	-	Y	-	-	1	-	-	-	-	-
					Cancer				Nursing Home	Y	Y	-	Care Home	-	Y	-	-	-	-	-	-	-	-
					Non-cancer				Nursing Home	-	Y	Y	Care Home	-	Y	-	-	-	-	-	-	-	-
					Non-cancer				Nursing Home	Y	Y	-	Care Home	-	Y	-	-	-	-	1	1	-	-
					Non-cancer				Nursing Home	N	Y	Y	Care Home	-	Y	-	-	1	-	-	-	-	-
					Non-cancer				Nursing Home	Y	Y	-	Undecided	-	Y	-	-	-	-	-	-	-	-
					Non-cancer				Nursing Home	Y	Y	-	Care Home	-	Y	-	-	-	-	-	-	-	-
					Non-cancer				Nursing Home	Y	Y	Y	Care Home	-	Y	-	-	-	-	-	-	-	-
					Non-cancer				Nursing Home	Y	Y	-	Care Home	-	Y	-	-	-	-	-	-	-	-
					Non-cancer				Nursing Home	-	Y	Y	Care Home	-	Y	-	-	-	-	-	-	-	-
					Non-cancer			13	Nursing Home	Y	Y	-	Care Home	-	Y	-	-	-	-	3	-	1	-
					Non-cancer				Residential Home	Y	-	-	Hospital	-	Y	-	-	-	-	-	-	-	-
					-				Residential Home	-	Y	-	Care Home	-	Y	-	-	-	-	-	-	-	-
					Non-cancer				Family	-	Y	-	Home	-	Y	-	-	-	-	-	-	-	-
					Non-cancer			13	Nursing Home	Y	Y	Y	Care Home	-	Y	-	-	-	-	-	-	-	-
					-			13	Nursing Home	-	Y	Y	Care Home	-	Y	-	-	-	-	-	-	-	-
					-				Nursing Home	-	Y	Y	Care Home	-	Y	-	-	-	-	-	-	-	-
					Non-cancer			12	Nursing Home	Y	Y	-	Hospital	Y	Y	-	-	-	1	-	1	-	-
					Non-				Help	N	H	-	Home	Y	Y	-	-	-	2	1	-	4	1

- Clinical View (Died)

Patient Name (click for details)	NHS Number	Date Effective EOLC	Days on EOLC	Date of Death	PPOD	POD	Has DfMA CPR? Issued?	Just in case meds issued?	Review of care after death	Current IP	Unscheduled Care			IP Admission		
											<1 wk	1 - 4 wks	5 - 13 wks	<3m	3-6m	7-12m
			23		Care Home	-	Y	Y	-	-	-	-	-	1	-	
			79		Care Home	Nursing Home	Y	Y	-	-	1	1	-	-	1	
			473		Undecided	Hospice	Y	Y	-	-	1	-	-	1	-	
			738		-	Nursing Home	Y	Y	-	-	1	-	-	-	-	
			106		Care Home	Nursing Home	Y	Y	-	-	-	1	-	1	1	
			2		Care Home	Nursing Home	Y	Y	-	-	-	1	1	1	-	
			7		Care Home	Nursing Home	Y	Y	-	-	-	-	-	2	-	
			1467		Undecided	Hospice	Y	Y	-	-	-	-	-	-	-	
			9		-	-	-	-	-	-	2	1	1	1	1	
			421		Care Home	-	Y	Y	-	-	-	2	-	1	-	
			25		Home	Home	Y	Y	-	-	-	3	-	4	2	
			159		Care Home	Nursing Home	Y	Y	-	-	-	1	-	-	-	
			67		Care Home	Nursing Home	Y	Y	-	-	-	3	1	-	-	
			54		Care Home	Nursing Home	Y	Y	-	-	-	2	-	1	2	
			0		Care Home	Nursing Home	Y	Y	-	-	-	1	-	-	1	
			49		-	Nursing Home	Y	-	-	-	1	-	1	-	-	
			1360		Care Home	Nursing Home	Y	Y	-	-	-	2	-	1	-	
			143		Care Home	Nursing Home	Y	Y	-	-	-	2	-	-	-	
			146		-	Hospit	Y	-	-	-	-	2	-	1	1	
			252		-	-	Y	Y	-	-	-	-	-	1	2	
			17		Care Home	Nursing Home	Y	-	-	-	-	-	-	1	-	
			1450		-	-	Y	-	-	-	-	-	-	1	1	
			2		Care Home	Nursing	Y	Y	-	-	-	-	-	1	1	

Parameters

GSF RAG
 No RAG rating, GSF Green, GSF Amb

Care Home Resident
 Residential Home, Nursing Home, No

Age Band
 <18, 18-64, 65+, No Age

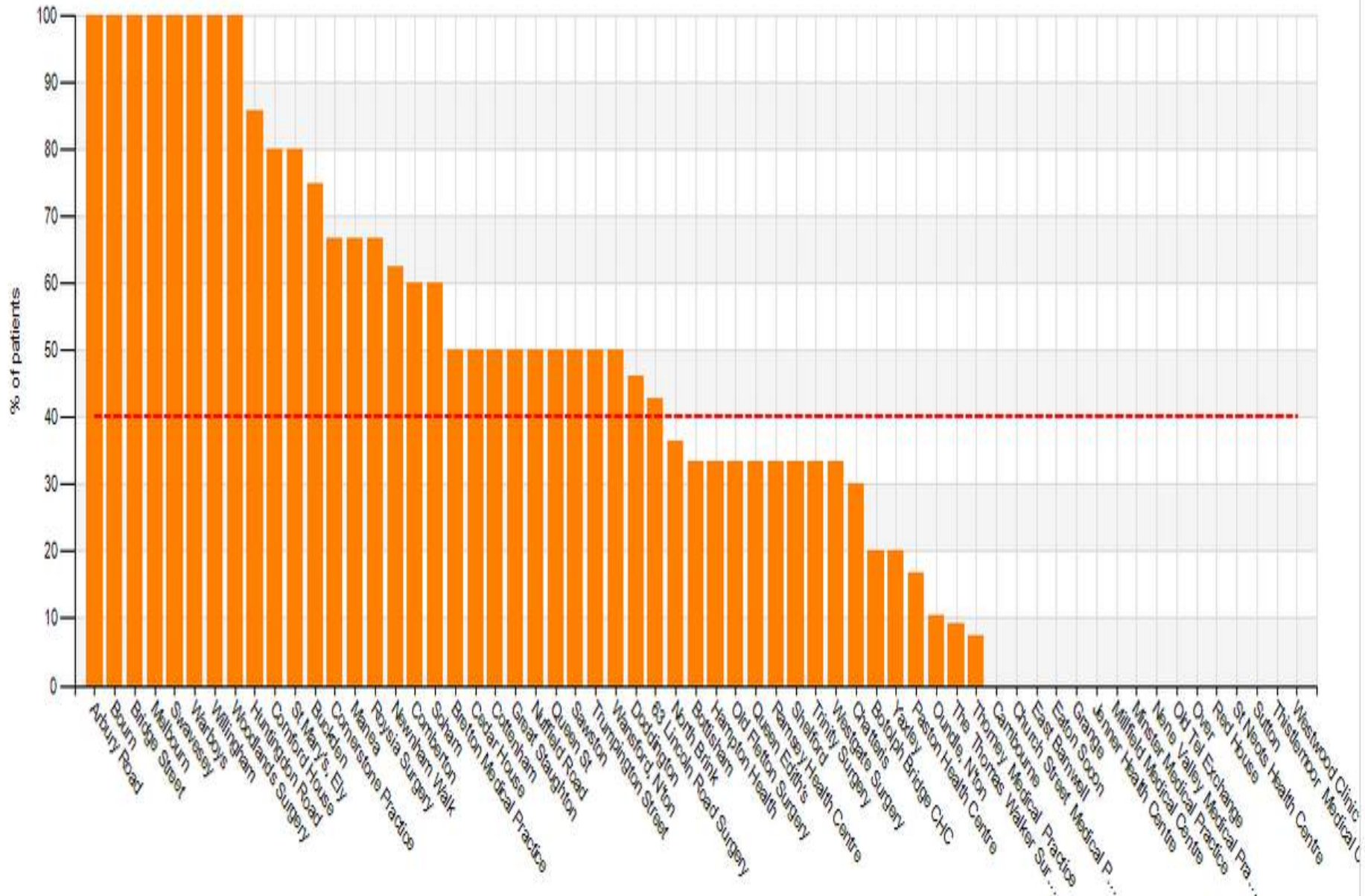
Deaths by Month Banding
 Last 6 months

End Of Life Care Snapshot as at 22/10/2018

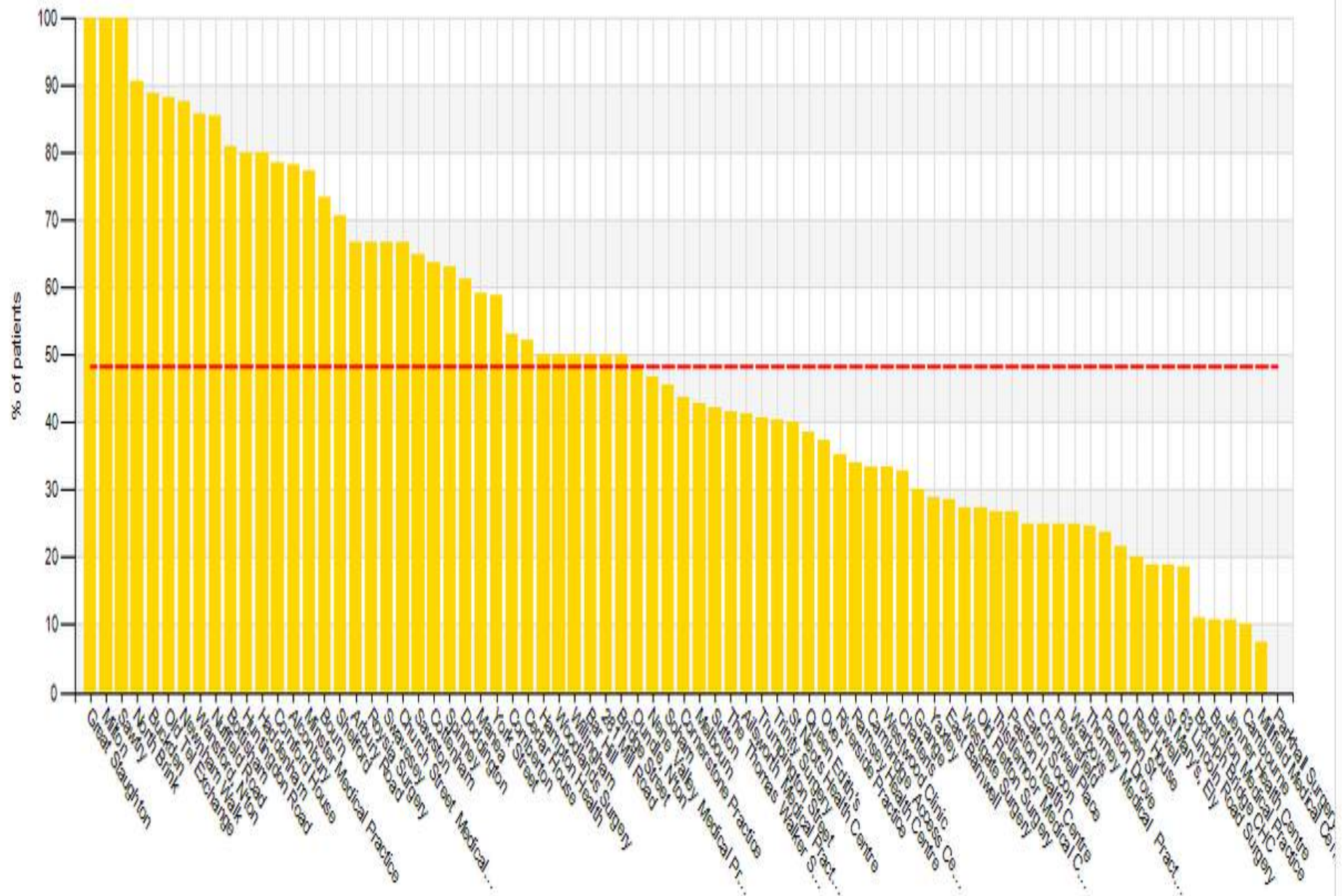
Basic Comparisons Charts Analysis

Practice	Practice Population	On EOLC Register	% on EOLC Register	Not on EOLC Register	GSF Red	GSF Amber	GSF Green	Died on EOLC (last 2 yrs)	Died not on EOLC (last 2 yrs)	EOLC deaths as % of all deaths (last 2 yrs)	Added to EOLC Register in last month	Added to EOLC Register in last 6 months	Added to EOLC Register in last 12 months	Added to EOLC Register in last 24 months
281 Mill Road	6292	10	0.16%	6282	0	0	4	27	46	36.99%	2	20	26	45
63 Lincoln Road Surgery	25204	238	0.94%	24966	2	12	85	330	409	44.65%	20	95	173	353
Ailsworth Medical Practice	4866	17	0.35%	4849	0	0	13	35	20	63.64%	2	4	18	35
Alconbury	11376	23	0.20%	11353	0	0	0	46	180	20.35%	12	20	42	65
Almond Road	41	0	0.00%	41	0	0	0	0	4	0.00%	0	0	0	0
Arbury Road	12430	12	0.10%	12418	1	1	8	67	141	32.21%	5	23	39	73
Bar Hill	3632	4	0.11%	3628	0	0	0	12	43	21.82%	1	6	10	14
Botolph Bridge CHC	7028	45	0.64%	6983	1	4	10	36	51	41.38%	7	12	21	32
Bottisham	5833	42	0.72%	5791	1	17	13	105	138	43.21%	13	38	77	121
Bourn	6066	15	0.25%	6051	0	2	13	43	49	46.74%	1	11	22	42
Bretton Medical Practice	12135	74	0.61%	12061	1	1	53	96	142	40.34%	6	26	49	102
Bridge Street	10317	4	0.04%	10313	0	1	0	13	21	38.24%	0	2	7	16
Buckden	9199	9	0.10%	9190	0	0	2	33	329	9.12%	6	11	27	52
Burwell	8556	21	0.25%	8535	0	0	17	48	95	33.57%	11	23	40	61
Cambourne	11657	10	0.09%	11647	0	1	8	21	48	30.43%	0	5	14	27
Cambridge Access Centre	590	3	0.51%	587	0	0	3	5	34	12.82%	0	2	2	8
Cedar House	13216	23	0.17%	13193	1	1	14	80	183	30.42%	2	15	31	82
Chatteris	12321	55	0.45%	12266	0	10	32	122	181	40.26%	5	27	53	117
Church Street Medical Practice	2133	3	0.14%	2130	0	1	2	6	38	13.64%	1	1	7	9
Comberton	9035	32	0.35%	9003	0	0	0	61	121	33.52%	9	21	47	90
Cornerstone Practice	9111	48	0.53%	9063	0	3	29	116	160	42.03%	3	36	67	120
Cornford House	11278	42	0.37%	11236	0	10	29	199	207	49.01%	7	41	93	190
Cottenham	3868	22	0.57%	3846	0	2	12	36	54	40.00%	1	18	36	53
Cromwell Place	11211	4	0.04%	11207	0	0	2	28	192	12.73%	1	10	18	29
Doddington	4915	62	1.26%	4853	5	8	27	52	101	33.99%	5	17	32	65
East Barnwell	7161	7	0.10%	7154	0	1	3	39	64	37.86%	1	9	20	39
Eaton Socon	11780	24	0.20%	11756	0	2	2	83	189	30.51%	1	19	46	83
Grange	2757	10	0.36%	2747	0	3	3	22	36	37.93%	4	12	16	25
Great Staughton	3345	4	0.12%	3341	0	0	0	22	50	30.56%	2	5	11	25
Haddenham	6869	5	0.07%	6864	0	0	0	19	123	13.38%	1	6	11	13
Hampton Health	9423	38	0.40%	9385	3	3	27	66	54	55.00%	0	10	29	53
Huntingdon Road	17521	55	0.31%	17466	0	7	20	107	135	46.18%	5	42	94	146

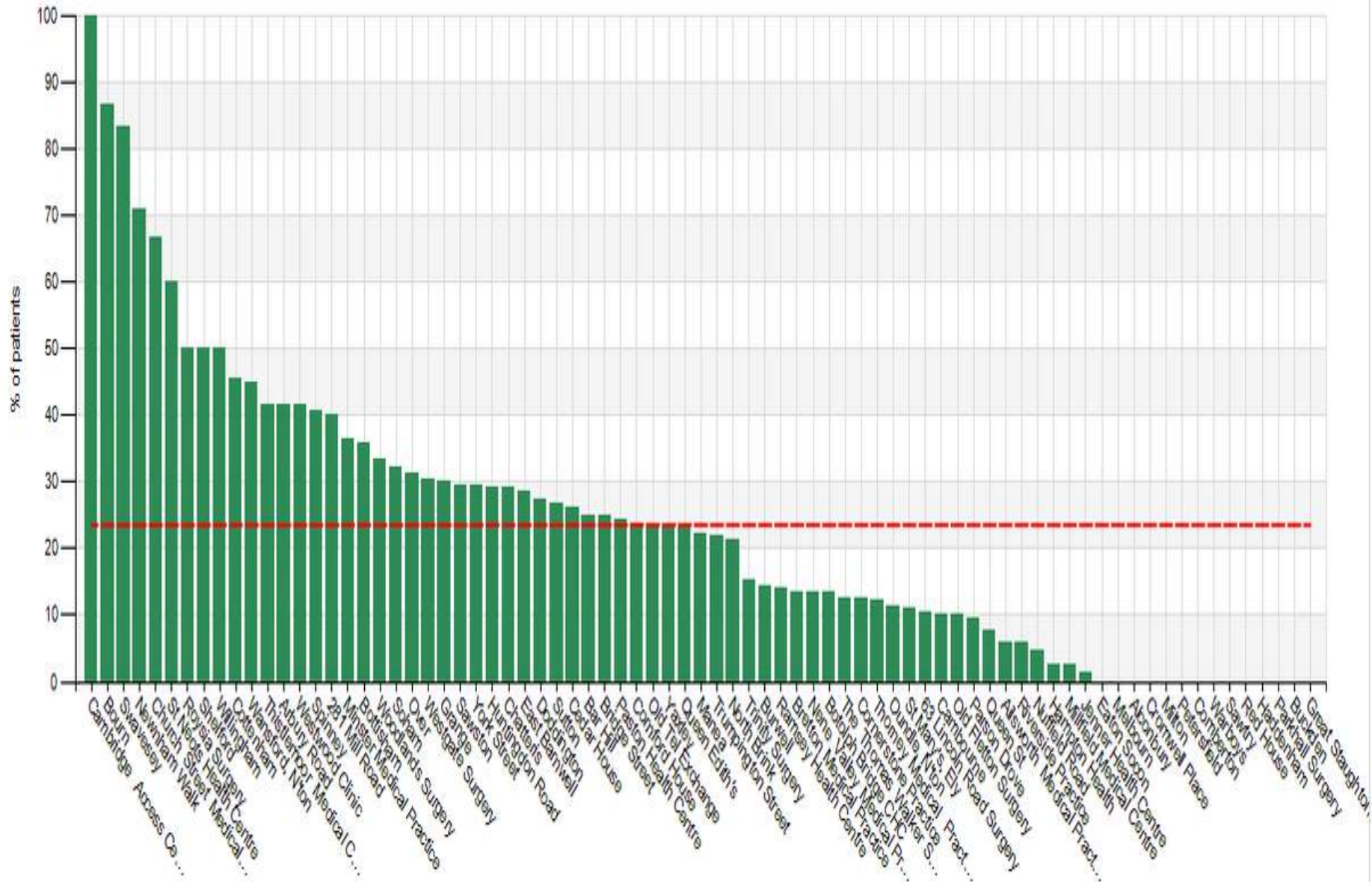
% of Red and Amber GSF patients currently on practice EOLC register with "Just in Case" medication issued



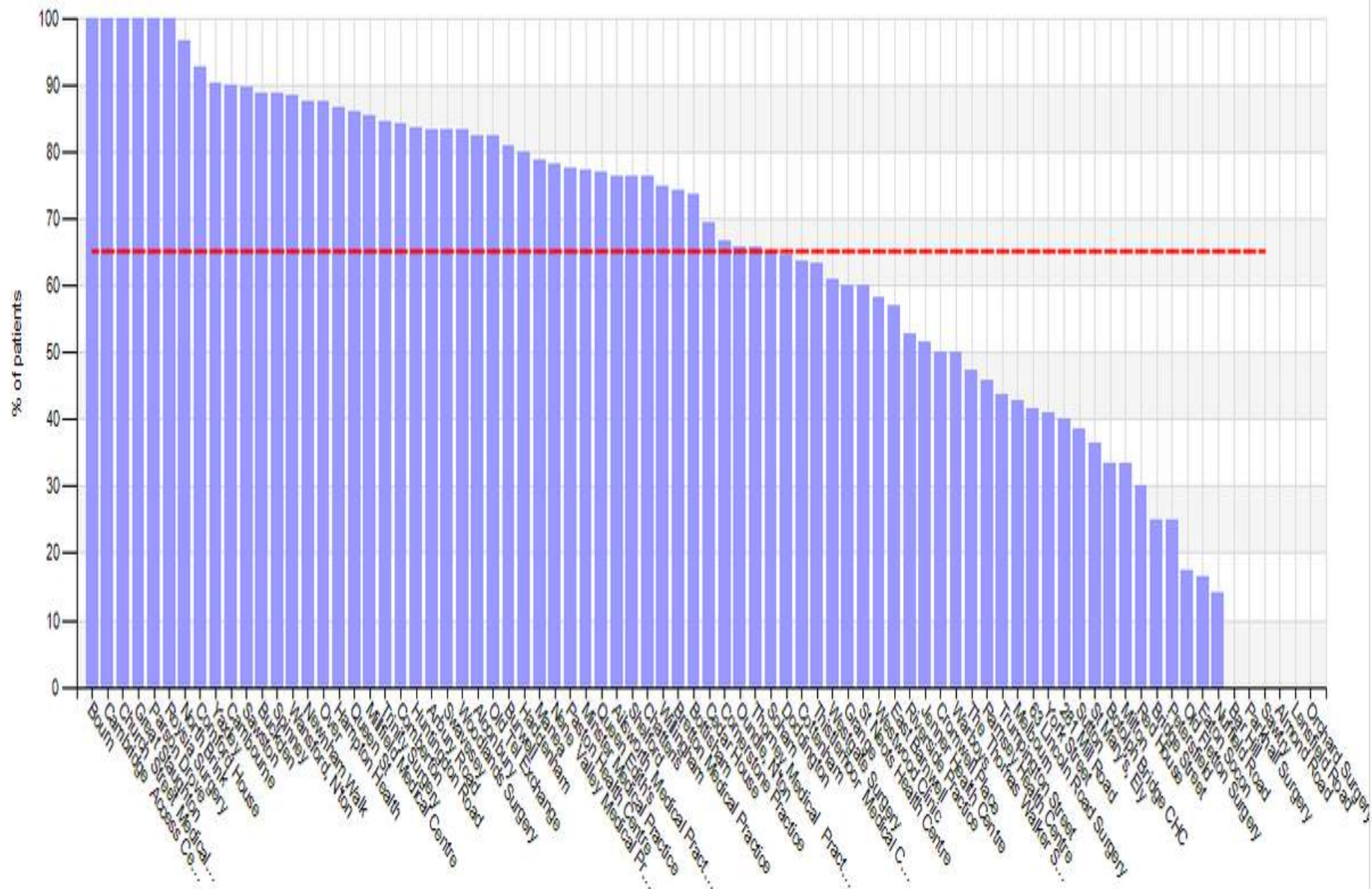
% of patients currently on practice EOLC register with CPR status recorded



% of patients currently on practice EOLC register with patient awareness of prognosis recorded



% of patients currently on practice EOLC register with GSF status recorded



% of patients currently on practice EOLC register with non-cancer diagnosis

